




**COMPLIMENTARY
WOODWORKING PLAN**


HOLIDAY KNOT TOY PLAN

This downloadable plan is copyrighted. Please do not share or redistribute this plan in any way. It has been created by JET Tools, a division of WMH Tool Group.

It's the holiday season. If you are looking for a simple project to give as a gift this year, look no further. Our holiday knot is a great project for you to build with your children or grandchildren. You can use contrasting pieces of wood like Heartwood, Alder, Oak, Cherry, Walnut, Ash, Teak, etc to really make the pieces naturally beautiful. Or you can choose a simple wood like poplar or a nice pine – albeit a little softer – and stain or dye them into the holiday colors you want.



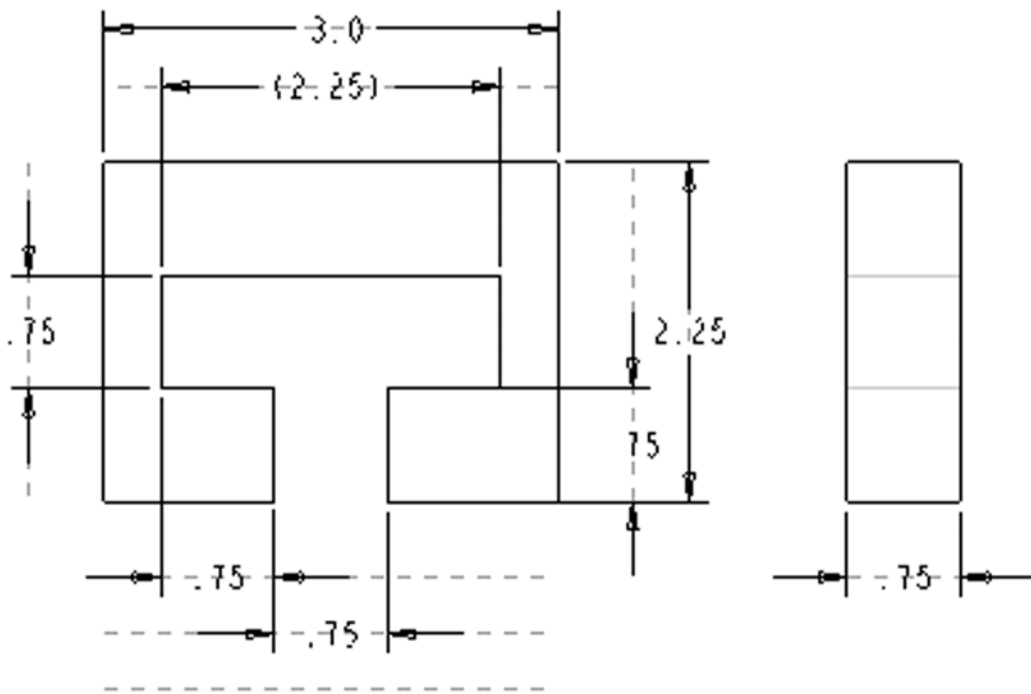
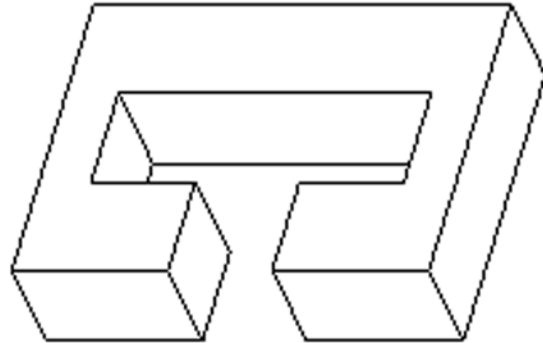
No matter what colors you choose this is a great project to share with a friend or loved one. This is a project that can be done in an hour or less; with minimal tools. All you need is a coping saw and some sandpaper. You can step up to a jigsaw or bandsaw if you want; it's your choice. You can mass produce it for everyone you know; or inspire someone younger into woodworking by sharing a project and a plan.



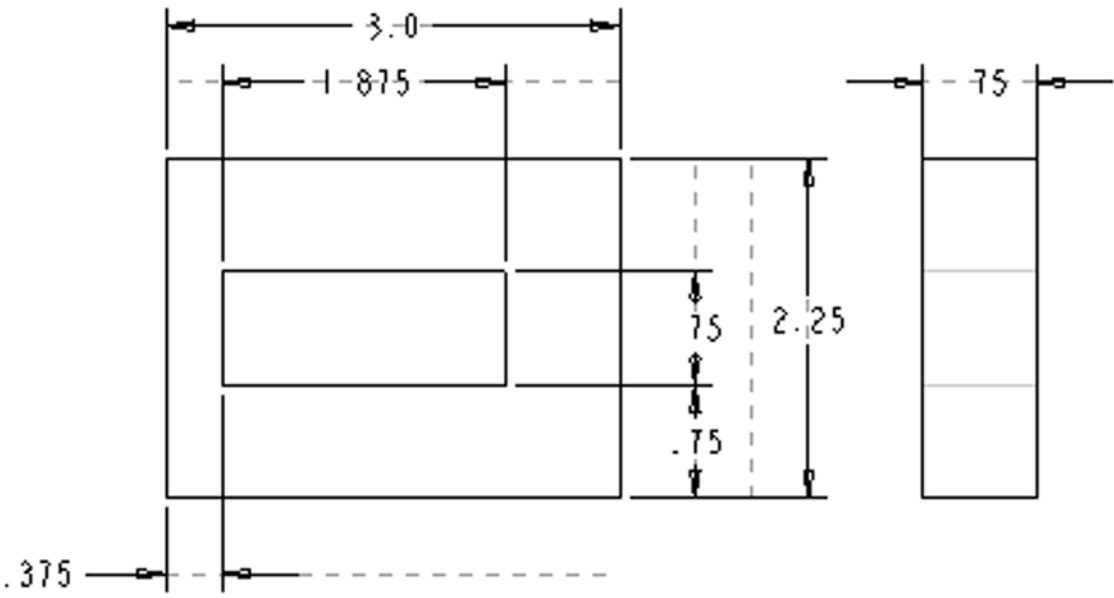
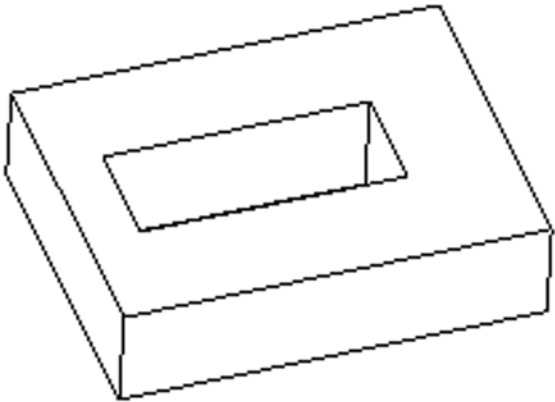
Take the time to enjoy making this simple puzzle. If you find the pieces do not fit into place when you try to piece the puzzle together – don't worry. Just take off a thin layer of wood with some sandpaper, a little bit at a time being careful not to take off too much, until the parts slide together easily.

All the dimensions are in inches. We hope you have fun creating this for yourself and everyone you know. Happy Holidays from your family at JET Tools.

PART 1
MAKE TWO



PART 2
MAKE ONE



PUTTING IT TOGETHER

(How to make it work.)

