

JET[®]

INTRODUCING THE NEW FAMILY OF JET[®] TRIANGULAR DESIGNED BANDSAWS

Witness the first pure performance based line of bandsaws built exclusively for the serious woodworker. This NEW line of JET bandsaws delivers maximum stability and rigidity through a triangular designed frame.

Select a size that fits your needs:



20"



18"



16"

FEATURING:
TRIANGULAR STABILITY CONTROL

TSC




jettools.com

TRIANGULAR STABILITY CONTROL

TSC

NEW!



5
YEAR
WARRANTY

FEATURES

- Triangular design frame provides superior column rigidity
- Foot brake for rapid stops
- 2-speed poly v-belt drive
- 12-1/4" Resaw capacity for cutting large pieces of wood, slicing veneers and cutting book matched panels
- 21" x 21" precision ground cast iron table for added stability and work support
- 4" dust port allows for direct connection of dust collection system
- 8-spoke band wheels computer balanced to spin true without vibration
- Upper and lower ball bearing, micro-adjustable blade guides for proper support during the cut of different size boards
- Quick release blade tensioning with three settings for ultimate convenience. One setting to release cutting tension and a second release setting for blade change
- Tool-less, independently adjustable ball bearing guide system for quick and easy adjustments and smooth operation
- Rigid, heavy-duty guide post with rack and pinion adjustment for extra blade support
- All cast iron handwheels make smooth, easy blade adjustments with less effort
- 3/4", 4 TPI woodworking blade is included so you can start cutting right away
- Extra large cast trunnion for better support and stability
- Independent dual locking cabinet doors allow access to blade when necessary
- Blade tension scale allows precise blade tensioning
- Single knob tracking adjustment simplifies the blade tracking process
- Exclusive quick-release, precision T-square style rip fence with resaw post
- Blade tracking window and light colored tire provide clear view of blade during tracking

SPECIFICATIONS

Stock Number	708754B	708755B
Model Number	JWBS-20QT-3	JWBS-20QT-5
Cutting Capacity (W/in.)	20	20
Cutting Capacity (H/in.)	12-1/4	12-1/4
Min. Saw Blade (W/in.)	1/8	1/8
Max. Saw Blade (W/in.)	1-1/2	1-1/2
Blade Length (in.)	150	150
Table Size (LxW/in.)	21 x 21	21 x 21
Table Tilt (deg.)	45 R, 10 L	45 R, 10 L
Table Height From Floor (in.)	36-1/8	36-1/8
Dust Port Diameter (OD/in.)	4	4
Dust Collection Minimum CFM	400	400
Stand Type	Closed	Closed
Wheel Diameter (in.)	20	20
Blade Speed (SFPM)	2000/3000	2000/3000
Motor Amps	13	13
Motor HP	3HP	5HP
Motor Phase	1Ph	1Ph
Motor Voltage	230V	230V
Prewired	230V	230V
Net Weight (lbs.)	550	550

OPTIONAL ACCESSORIES

Bandsaw Blades	
----------------	--



Blades

- A.** Blade Guide Height Adjustment
- B.** Precision Roller Bearing Blade Guides
- C.** Miter Gauge
- D.** 4" Dust Port
- E.** Foot Break
- F.** Dual Tapered, One-Piece Steel Support Column
- G.** Precision T-Style Fence with Resaw Post
- H.** Blade Tension Handwheel
- I.** Direct-Reading Blade Tensioning Scale
- J.** Quick Tension Release Handle

TRIANGULAR STABILITY CONTROL

TSC

NEW!



A. Blade Tracking Adjustment Window

B. Blade Guide Height Adjustment

C. Precision Roller Bearing Blade Guides

D. Miter Gauge

E. 4" Dust Port

F. Dual Tapered, One Piece Steel Support Column

G. Precision T-Style Fence with Resaw Post

H. Blade Tension Handwheel

I. Direct-Reading Blade Tensioning Scale

J. 2-Speed Motor

5
YEAR
WARRANTY

FEATURES


- Triangular design frame provides superior column rigidity
- 12-1/4" Resaw capacity for cutting large pieces of wood, slicing veneers and cutting book matched panels
- 19" x 19" precision ground cast iron table for added stability and work support
- 4" dust port allows for direct connection of dust collection system
- Precision computer balanced wheels eliminate vibration for accurate blade tracking
- Quick release blade tensioning with three settings for ultimate convenience. One setting to release cutting tension and a second release setting for blade change
- Upper and lower ball bearing, micro-adjustable blade guides for proper support during the cut of different size boards
- Tool-less, independently adjustable ball bearing guide system for quick and easy adjustments and smooth operation
- 8-spoke band wheels computer balanced to spin true without vibration
- Rigid, heavy-duty guide post with rack and pinion adjustment for extra blade support
- All cast iron handwheels make smooth, easy blade adjustments with less effort
- 3/4", 4 TPI woodworking blade is included so you can start cutting right away
- Blade tracking window and light colored tire provide clear view of blade during tracking
- Independent dual locking cabinet doors allow access to blade when necessary
- Blade tension scale allows precise blade tensioning
- Single knob tracking adjustment simplifies the blade tracking process
- Exclusive quick-release, precision T-square style rip fence with resaw post

SPECIFICATIONS

Stock Number	710750B	710751B
Model Number	JWBS-18QT	JWBS-18QT-3
Cutting Capacity (W/in.)	18-3/8	18-3/8
Cutting Capacity (H/in.)	12-1/4	12-1/4
Min. Saw Blade (W/in.)	1/8	1/8
Max. Saw Blade (W/in.)	1-1/2	1-1/2
Blade Length (in.)	137	137
Table Size (LxW/in.)	19 x 19	19 x 19
Table Tilt (deg.)	45 R, 10 L	45 R, 10 L
Table Height From Floor (in.)	37-1/2	37-1/2
Dust Port Diameter (OD/in.)	4	4
Dust Collection Minimum CFM	400	400
Stand Type	Closed	Closed
Wheel Diameter (in.)	18-1/2	18-1/2
Blade Speed (SFPM)	2000/3000	2000/3000
Motor Amps	17/6	13
Motor HP	1-3/4HP	3HP
Motor Phase	1Ph	1Ph
Motor Voltage	115/230V	230V
Prewired	115V	230V
Net Weight (lbs.)	410	420

OPTIONAL ACCESSORIES

Bandsaw Blades



Blades

TRIANGULAR STABILITY CONTROL

TSC

NEW!



- A.** Blade Guide Height Adjustment
- B.** European-Style Blade Guides
- C.** 4" Dust Ports
- D.** Dual Tapered, One-Piece Steel Support Column
- E.** Blade Tension Handwheel
- F.** Direct-Reading Blade Tensioning Scale

FEATURES

- Triangular design frame provides superior column rigidity
- 10" resaw capacity for cutting large pieces of wood, slicing veneers, cutting book matched panels
- 17" x 17" cast iron table supports your work material
- Adjustable rear support for wider footprint and more stability
- 4" dust port allows for direct connection of dust collection system
- Precision computer balanced wheels eliminate vibration for accurate blade tracking
- Micro-adjustable lower blade guide reduces friction for longer blade life
- European style adjustable carbide blade guides
- 8-spoke band wheels computer balanced to spin true without vibration
- Rigid, heavy-duty guide post with rack and pinion adjustment for extra blade support
- All cast iron handwheels make smooth, easy blade adjustments with less effort
- 3/8", 6 TPI woodworking blade is included so you can start cutting right away
- Direct-reading scale lets you select blade tension for widths up to 1-1/4"
- Independent dual locking cabinet doors allow access to blade when necessary
- Single knob tracking adjustment simplifies the blade tracking process

SPECIFICATIONS


Stock Number	708749B
Model Number	JWBS-16B
Cutting Capacity (W/in.)	16-3/8
Cutting Capacity (H/in.)	12
Min. Saw Blade (W/in.)	1/8
Max. Saw Blade (W/in.)	1-1/4
Blade Length (in.)	123
Table Size (LxW/in.)	17 x 17
Table Tilt (deg.)	45 R, 10 L
Table Height From Floor (in.)	37-1/2
Dust Port Diameter (OD/in.)	4
Dust Collection Minimum CFM	400
Stand Type	Closed
Wheel Diameter (in.)	16-1/2
Blade Speed (SFPM)	3000
Motor Amps	11.5/5.8
Motor HP	1-1/2HP
Motor Phase	1Ph
Motor Voltage	115/230V
Prewired	115V
Net Weight (lbs.)	310

OPTIONAL ACCESSORIES

Roller Bearing Guide Set	708746
Rip Fence	708747
Miter Gauge	708748
Bandsaw Blades	



708748



708746



708747